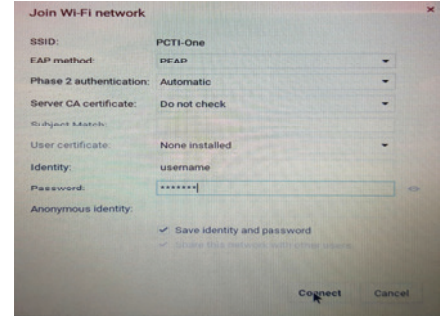




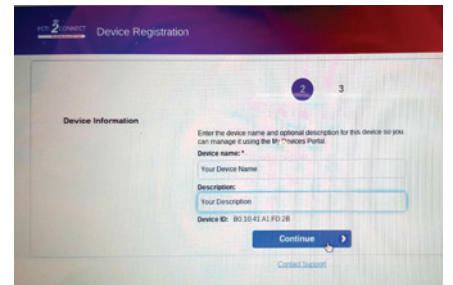
**Passaic County Technical Institute**  
 45 Reinhardt Road Wayne, NJ 07470  
 Telephone: (973) 790-6000

## Student Chromebook Setup

- At the welcome screen, select the ‘**PCTI-One**’ Wi-Fi network.
- Make sure you have the following settings selected:
  - EAP method: **PEAP**
  - Server CA certificate: **Do not check**
  - Identity: **ID Number**
  - Password: **Your current PCTI password**
- Click ‘**Connect**’ and press ‘**Continue**’ on the next screen

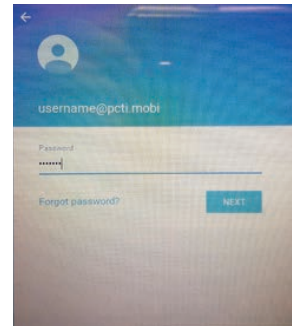
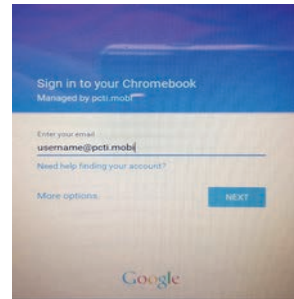


- Click ‘**Accept and Start**’ on the ‘**PCTI Device Registration**’ screen.

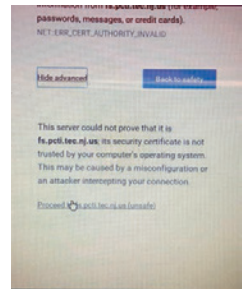
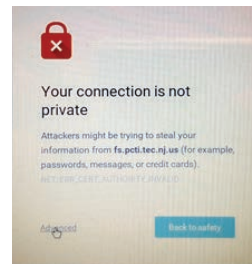


- Under the “**Device Registration**” screen type in any desired name for your Chromebook. The Description is optional.
- Click “**Continue**”

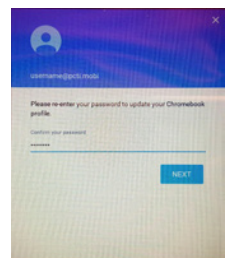
- Log in with the following settings for Internet Access:
  - Username: **IDNUMBER@pcti.mobi**
  - Password: **Your current PCTI password**



- Click **Advanced**
- Click **Proceed to fs.pcti.tec.nj.us** (unsafe)



- Log in using the following settings:
  - Email: **ID NUMBER**
  - Password: **Your current PCTI password**



- Re-enter your password