

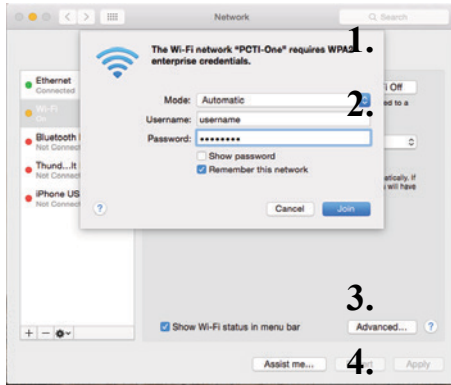


Passaic County Technical Institute

45 Reinhardt Road Wayne, NJ 07470

Telephone: (973) 790-6000

OSX Setup



1. Connect to the PCTI-One network

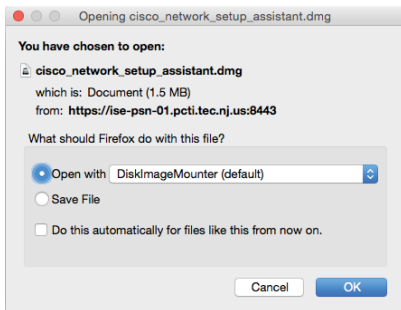
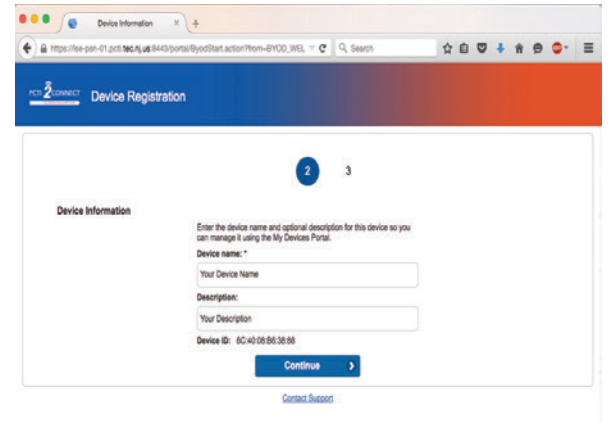
2. Log in using the following information:

- Username: **ID Number**
- Password: **Your current PCTI password**

3. Authorize the network “PCTI-One”

4. Enter the credentials used to login to your laptop

5. Open up a new browser window
6. Click “Accept and Start” on the “PCTI Device Registration” screen
7. Under the “Device Registration” screen type in any desired name for your device. The Description is optional.
8. Click “Continue”



9. When you reach the success screen, a download for “Cisco Network Setup Assistant” will pop up
10. Run the Software and click on the “Start” button

11. Click on continue to verify the certificate and enter your credentials when prompted

12. Click Exit and you are now connected to the “PCTI-One” Wireless Network

