



# Passaic County Technical Institute

45 Reinhardt Road Wayne, NJ 07470

Telephone: (973) 790-6000

## Android Setup

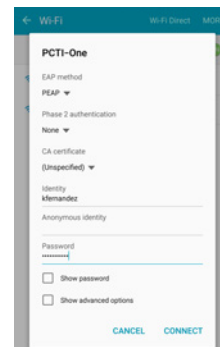
1. Open up “Google Play Store”
2. Search and install “Cisco Network Setup Assistant”



Cisco Network Setup Assistant  
Cisco Systems, Inc.  
Unrated

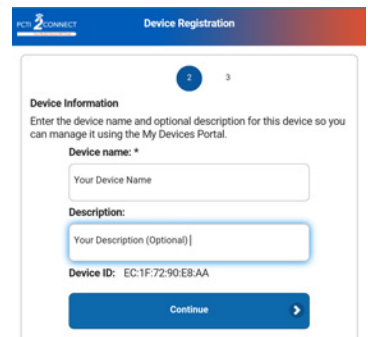
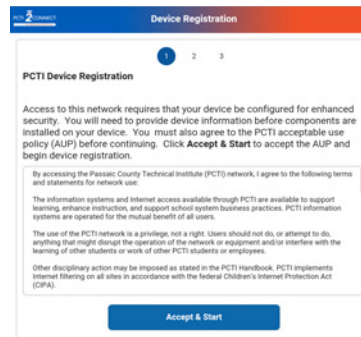


3. Go into Setting > Wi-Fi
4. Connect to “PCTI-One”
5. Make sure the settings are:

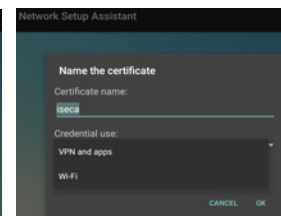
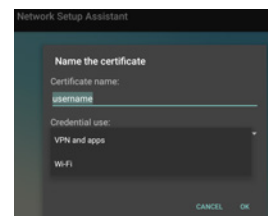


- a. EAP Method – **PEAP**
- b. Phase 2 authentication – **None**
- c. CA Certificate – **Unspecified**
- d. Identity – **Your ID Number**
- e. Password – **Your Current PCTI Password**

6. Open up a new browser window
7. Scroll down and click “Accept and Start” on the “PCTI Device Registration” screen
8. Under the “Device Registration” screen type in any desired name for your device. The Description is optional



9. Now open up the “Cisco Network Setup Assistant” app
10. Click on Start
11. A certificate installation screen will pop up, click “OK”
12. Another certificate installation screen will pop up, click “OK”



13. A success screen will now pop up, you are now connected to the “PCTI-One” Wi-Fi

